

LUXEON SunPlus 2835 Line

LEDs engineered to deliver the precise wavelengths of light needed to improve crop yield

The LUXEON SunPlus 2835 Line is purpose-built to enable ease of system design for Horticulture applications. The LUXEON SunPlus 2835 Line offers the only LEDs available today that are binned and tested based on Photosynthetic Photon Flux (PPF). The LUXEON SunPlus 2835 Line includes options for single driver solutions and multi-channel, color tunable solutions.



FEATURES AND BENEFITS

120° angle for uniform light distribution for greenhouse, vertical farming and interweaving applications

2.8 x 3.5mm package

PRIMARY APPLICATIONS

Horticulture

Table of Contents

| | |
|---|-----------|
| General Product Information | 2 |
| Product Test Conditions | 2 |
| Part Number Nomenclature | 2 |
| Environmental Compliance | 2 |
| Performance Characteristics | 3 |
| Product Selection Guide | 3 |
| Optical Characteristics | 3 |
| Electrical and Thermal Characteristics | 4 |
| Absolute Maximum Ratings | 4 |
| Characteristic Curves | 5 |
| Spectral Power Distribution Characteristics | 5 |
| Photon Output Characteristics | 5 |
| Forward Current Characteristics | 7 |
| Radiation Pattern Characteristics | 9 |
| Product Bin and Labeling Definitions | 10 |
| Decoding Product Bin Labeling | 10 |
| PPF Bins | 10 |
| Color Bin Definitions | 11 |
| Peak Wavelength Bins | 11 |
| Forward Voltage Bins | 11 |
| Mechanical Dimensions | 12 |
| Reflow Soldering Guidelines | 13 |
| JEDEC Moisture Sensitivity | 13 |
| Solder Pad Design | 14 |
| Packaging Information | 15 |
| Pocket Tape Dimensions | 15 |
| Reel Dimensions | 15 |

General Product Information

Product Test Conditions

LUXEON SunPlus 2835 Line LEDs are tested and binned with a DC drive current of 120mA at a junction temperature, T_j , of 25°C.

Part Number Nomenclature

Part numbers for LUXEON SunPlus 2835 Line follow the convention below:

L 1 S P – **A A A B B 0 C C 0 0 0 0 0**

Where:

- A A A** – designates color (FRD=Far Red, DRD=Deep Red, PRP=Purple, RYL=Royal Blue, LME=Lime and PNK=Horticultural White)
- B B** – designates typical percentage of PPF in the blue spectrum (420 to 480nm) vs. the total PPF in the Photosynthetic Active Radiation (PAR) region (400 to 700nm), which applies only to purple LEDs (00=2.5%, 10=12.5% and 20=25%)
- C C** – designates package size (28=2835)

Therefore, the following part number is used for a LUXEON SunPlus 2835 Royal Blue:

L 1 S P – **R Y L 0 0 0 2 8 0 0 0 0 0**

Environmental Compliance

Lumileds LLC is committed to providing environmentally friendly products to the solid-state lighting market. LUXEON SunPlus 2835 Line is compliant to the European Union directives on the restriction of hazardous substances in electronic equipment, namely the RoHS Directive 2011/65/EU and REACH Regulation (EC) 1907/2006. Lumileds LLC will not intentionally add the following restricted materials to its products: lead, mercury, cadmium, hexavalent chromium, polybrominated biphenyls (PBB) or polybrominated diphenyl ethers (PBDE).

Performance Characteristics

Product Selection Guide

Table 1. Product performance of LUXEON SunPlus 2835 Line at 120mA, T_j=25°C.

| COLOR | PEAK WAVELENGTH (nm) | | PPF (μmol/s) ^[1] in PAR (400 to 700nm) ^[2] | | PPF/W TYPICAL (μmol/J) | PART NUMBER |
|------------------------------------|----------------------|---------|--|---------------------|------------------------|--------------------|
| | MINIMUM | MAXIMUM | MINIMUM | TYPICAL | | |
| Horticulture White | – | – | 0.71 | 0.78 | 2.28 | L1SP-PNK1002800000 |
| Purple (2.5% Blue) ^[4] | – | – | 0.58 | 0.63 | 1.84 | L1SP-PRP0002800000 |
| Purple (12.5% Blue) ^[5] | – | – | 0.64 | 0.70 | 2.04 | L1SP-PRP1002800000 |
| Purple (25% Blue) ^[6] | – | – | 0.67 | 0.74 | 2.16 | L1SP-PRP2002800000 |
| Far Red | 720 | 740 | 0.54 | 0.60 ^[3] | 2.32 | L1SP-FRD0002800000 |
| Deep Red | 650 | 670 | 0.56 | 0.62 | 2.32 | L1SP-DRD0002800000 |
| Royal Blue | 440 | 455 | 0.67 | 0.74 | 2.06 | L1SP-RYL0002800000 |
| Lime | – | – | 0.72 | 0.80 | 2.22 | L1SP-LME0002800000 |

Notes for Table 1:

- Lumileds maintains a tolerance of ±7.5% on μmol/s measurements for LUXEON SunPlus 2835.
- PAR is the photosynthetic active radiation from 400 to 700nm.
- Far Red typical PPF is measured from 700 to 800nm.
- PPF in blue spectrum (420–480nm) ranges from 0–5% of total PPF in PAR (400–700nm). Typical PPF in the blue spectrum is 2.5%.
- PPF in blue spectrum (420–480nm) ranges from 10–15% of total PPF in PAR (400–700nm). Typical PPF in the blue spectrum is 12.5%.
- PPF in blue spectrum (420–480nm) ranges from 20–30% of total PPF in PAR (400–700nm). Typical PPF in the blue spectrum is 25%.

Optical Characteristics

Table 2. Optical characteristics for LUXEON SunPlus 2835 Line at 120mA, T_j=25°C.

| PART NUMBER | TYPICAL SPECTRAL HALF-WIDTH ^[1] (nm) | TYPICAL TEMPERATURE COEFFICIENT OF DOMINANT WAVELENGTH (nm/°C) | TYPICAL TOTAL INCLUDED ANGLE ^[2] | TYPICAL VIEWING ANGLE ^[3] |
|--------------------|---|--|---|--------------------------------------|
| L1SP-PNK1002800000 | – | – | 140° | 120° |
| L1SP-PRPxx02800000 | – | – | 140° | 120° |
| L1SP-RYL0002800000 | 15 | 0.04 | 140° | 130° |
| L1SP-LME0002800000 | – | 0.01 | 140° | 120° |
| L1SP-FRD0002800000 | 30 | 0.17 | 140° | 130° |
| L1SP-DRD0002800000 | 20 | 0.16 | 140° | 130° |

Notes for Table 2:

- Spectral half-width is the spectral bandwidth at 50% of the peak intensity.
- Total angle at which 90% of the total luminous flux is captured.
- Viewing angle is the off axis angle from the LED centerline where the luminous intensity is ½ of the peak value.

Electrical and Thermal Characteristics

Table 3. Electrical and thermal characteristics for LUXEON SunPlus 2835 Line at 120mA, T_j=25°C.

| PART NUMBER | FORWARD VOLTAGE ^[1] (V _f) | | | TYPICAL TEMPERATURE COEFFICIENT OF FORWARD VOLTAGE ^[2] (mV/°C) | TYPICAL THERMAL RESISTANCE—JUNCTION TO SOLDER PAD (°C/W) |
|--------------------|--|---------|---------|---|--|
| | MINIMUM | TYPICAL | MAXIMUM | | |
| L1SP-PNK1002800000 | 2.70 | 2.85 | 3.00 | -2.0 | 13.0 |
| L1SP-PRPxx02800000 | 2.70 | 2.85 | 3.00 | -2.0 to -4.0 | 13.0 |
| L1SP-FRD0002800000 | 1.80 | 2.15 | 2.50 | -1.2 | 15.0 |
| L1SP-DRD0002800000 | 1.80 | 2.15 | 2.50 | -2.4 | 15.0 |
| L1SP-RYL0002800000 | 2.80 | 3.00 | 3.20 | -2.5 | 25.0 |
| L1SP-LME0002800000 | 2.80 | 3.00 | 3.10 | -1.7 | 25.0 |

Notes for Table 3:

1. Lumileds maintains a tolerance of ±0.06V on forward voltage measurements.
2. Measured between 25°C and 85°C.

Absolute Maximum Ratings

Table 4. Absolute maximum ratings for LUXEON SunPlus 2835 Line.

| PARAMETER | PURPLE AND HORTICULTURE WHITE | FAR RED | DEEP RED | ROYAL BLUE | LIME |
|--|---|----------------|----------------|---------------|----------------|
| DC Forward Current ^[1, 2] | 480mA | 300mA | 250mA | 240mA | 240mA |
| Peak Pulsed Forward Current ^[1, 3] | 500mA | 350mA | 300mA | 300mA | 300mA |
| LED Junction Temperature ^[1] (DC & Pulse) | 125°C | 125°C | 125°C | 125°C | 125°C |
| ESD Sensitivity (ANSI/ESDA/JEDEC JS-001-2012) | Class 2 | | | | |
| Operating Case Temperature ^[1] | -40°C to 105°C | -40°C to 105°C | -40°C to 105°C | -40°C to 95°C | -40°C to 105°C |
| LED Storage Temperature | -40°C to 105°C | -40°C to 105°C | -40°C to 105°C | -40°C to 95°C | -40°C to 105°C |
| Soldering Temperature | 20°C to 260°C | | | | |
| Allowable Reflow Cycles | 3 | | | | |
| Reverse Voltage (V _{reverse}) | LUXEON LEDs are not designed to be driven in reverse bias | | | | |

Notes for Table 4:

1. Proper current derating must be observed to maintain the junction temperature below the maximum allowable junction temperature.
2. Residual periodic variations due to power conversion from alternating current (AC) to direct current (DC), also called "ripple," with frequencies ≥100Hz and amplitude of ≤15% of the maximum allowable DC forward current are acceptable, assuming the average current throughout each cycle does not exceed the maximum allowable DC forward current at the corresponding maximum junction temperature.
3. Pulsed operation with a peak drive current equal to the stated peak pulsed forward current is acceptable if the pulse-on time is ≤5ms per cycle and the duty cycle is ≤50%.
4. Transient reverse voltages and surge currents due to electrical switching or supply interruptions are acceptable if these events do not last for more than 10ms, the amplitude of the reverse voltage does not exceed 5V and the reverse current is less than 220uA.
5. Max 5V reverse for up to 10s is an acceptable beginning of life, one time test condition.

Characteristic Curves

Spectral Power Distribution Characteristics

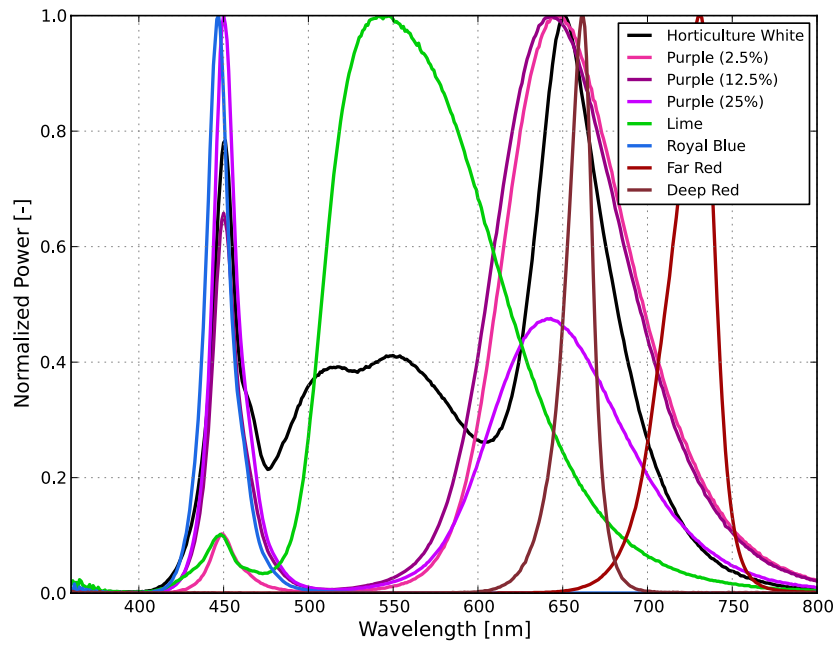


Figure 1. Typical normalized power vs. wavelength for LUXEON SunPlus 2835 Line at 120mA, $T_j=25^\circ\text{C}$.

Photon Output Characteristics

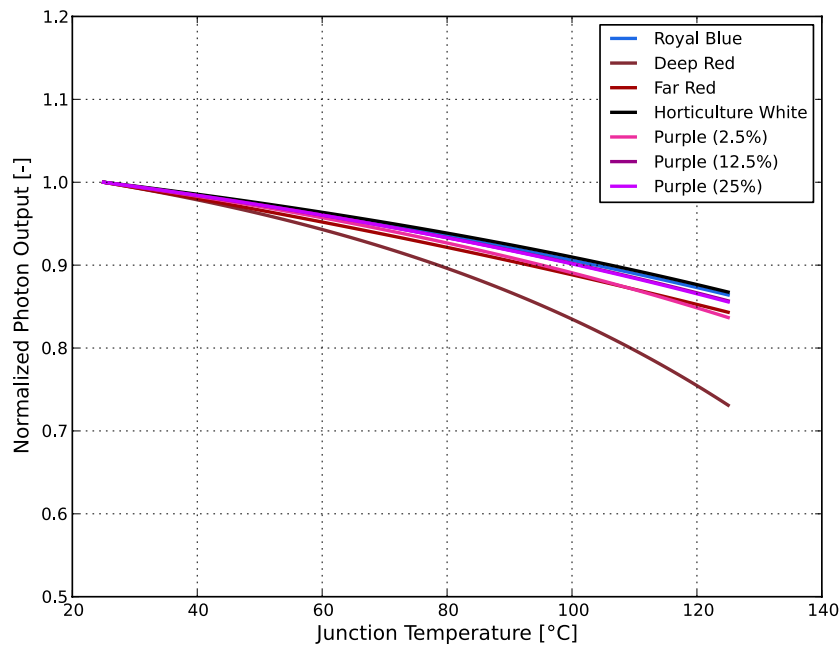


Figure 2a. Typical normalized photon output vs. junction temperature for LUXEON SunPlus 2835 Royal Blue, Deep Red, Far Red, Horticulture White, and Purple at 120mA.

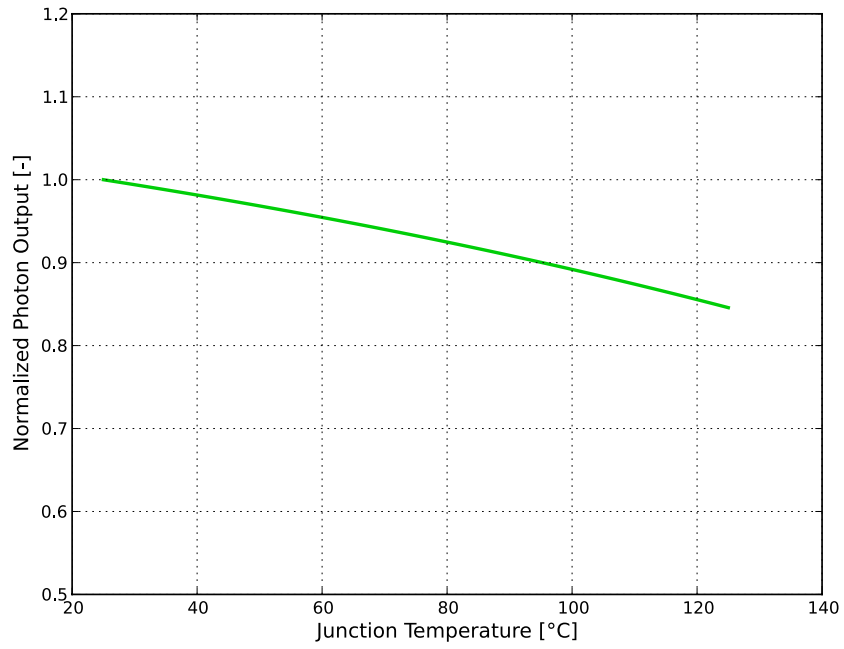


Figure 2b. Typical normalized photon output vs. junction temperature for LUXEON SunPlus 2835 Lime at 120mA.

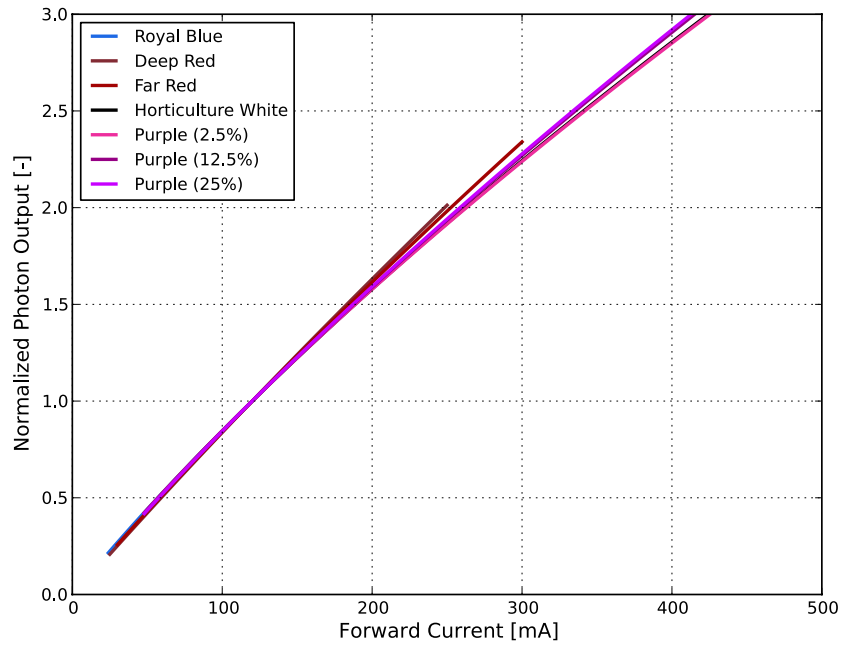


Figure 2c. Typical normalized photon output vs. forward current for LUXEON SunPlus 2835 Royal Blue, Deep Red, Far Red, Horticulture White, and Purple at T_j=25°C.

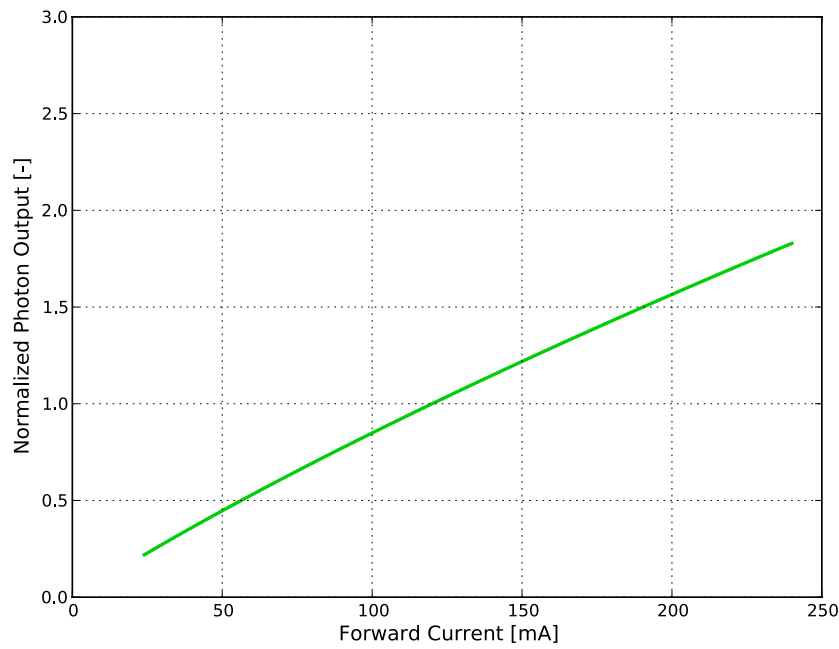


Figure 2d. Typical normalized photon output vs. forward current for LUXEON SunPlus 2835 Lime at $T_j=25^\circ\text{C}$.

Forward Current Characteristics

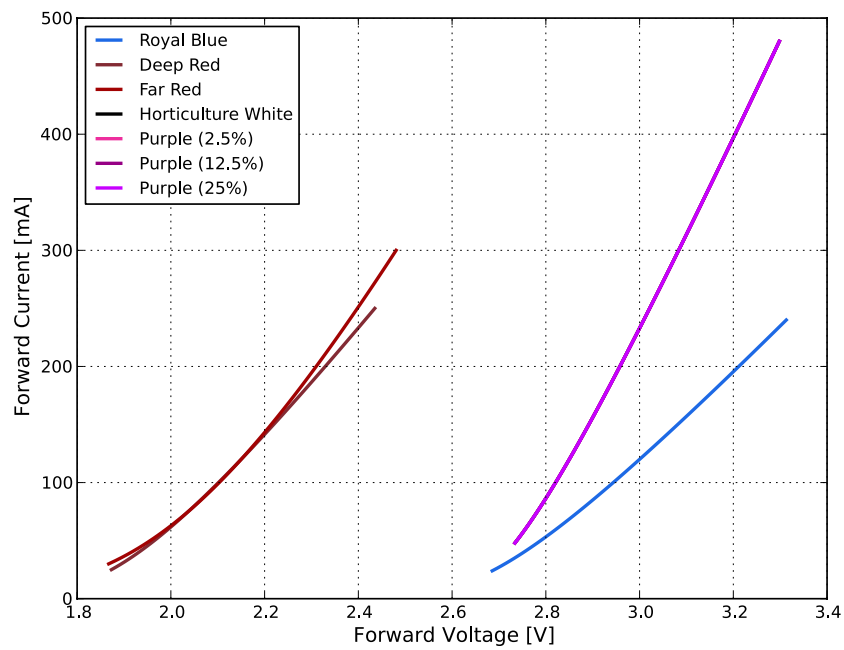


Figure 3a. Typical forward current vs. forward voltage for LUXEON SunPlus 2835 Royal Blue, Deep Red, Far Red, Horticulture White, and Purple at $T_j=25^\circ\text{C}$.

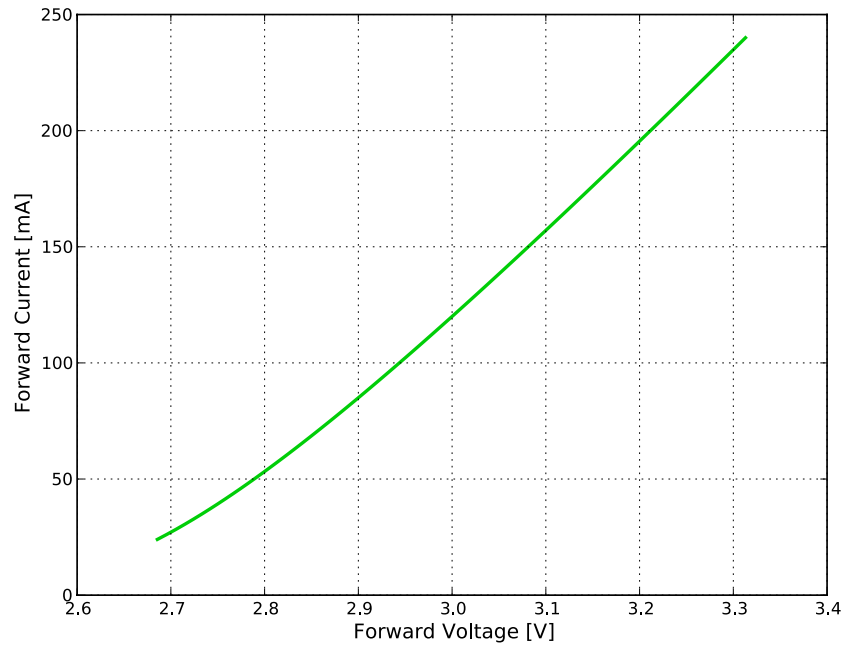


Figure 3b. Typical forward current vs. forward voltage for LUXEON SunPlus 2835 Lime at $T_j=25^\circ\text{C}$.

Radiation Pattern Characteristics

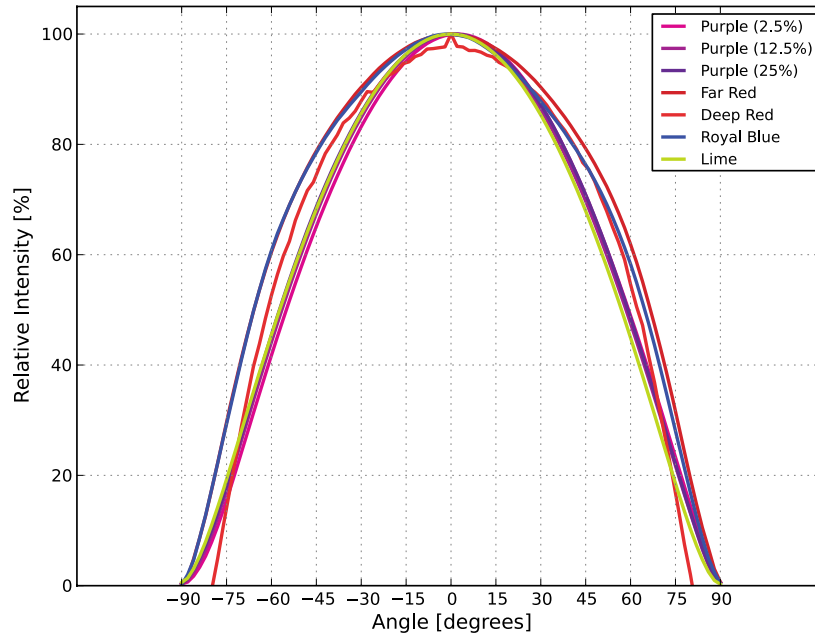


Figure 4. Typical radiation pattern for LUXEON SunPlus 2835 Line at 120mA, $T_j=25^{\circ}\text{C}$.

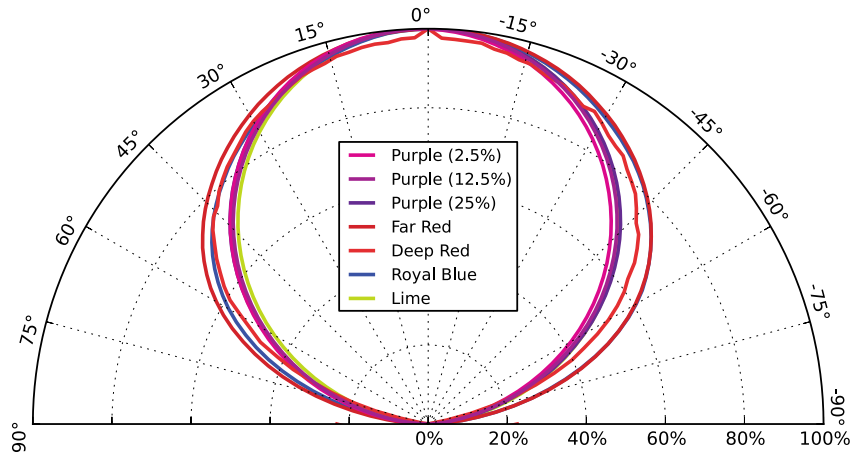


Figure 5. Typical polar radiation pattern for LUXEON SunPlus 2835 Line at 100mA, $T_j=25^{\circ}\text{C}$.

Product Bin and Labeling Definitions

Decoding Product Bin Labeling

In the manufacturing of semiconductor products, there are variations in performance around the average values given in the technical datasheet. For this reason, Lumileds bins LED components for luminous flux or radiometric power, color point, peak or dominant wavelength and forward voltage.

All emitters packaged within a reel are of the same bin combination.

LUXEON SunPlus 2835 Line LEDs are labeled using a 4-digit alphanumeric CAT code following the format below:

A B B C

Where:

- A** – designates PPF bin (example: J= 0.7 to 0.75 $\mu\text{mol/s}$, K= 0.75 to 0.80 $\mu\text{mol/s}$)
- B B** – designates color or peak wavelength bin (example: 10=720 to 740nm)
- C** – designates forward voltage bin (example: B=1.8 to 2.0V, C=2.0 to 2.2V)

Therefore, LUXEON SunPlus 2835 Far Red with a PPF range of 0.55 to 0.60 $\mu\text{mol/s}$, peak wavelength of 720 to 740nm and a forward voltage range of 1.80 to 2.0V has the following CAT code:

F 1 0 B

PPF Bins

Table 5 lists the standard PPF bins for LUXEON SunPlus Series. Although several bins are outlined, product availability in a particular bin varies by production run and by product performance.

Table 5. PPF bin definitions for LUXEON SunPlus 2835 Line.

| BIN | PPF ⁽¹⁾ ($\mu\text{mol/s}$) | |
|-----|--|---------|
| | MINIMUM | MAXIMUM |
| D | 0.45 | 0.50 |
| E | 0.50 | 0.55 |
| F | 0.55 | 0.60 |
| G | 0.60 | 0.65 |
| H | 0.65 | 0.70 |
| J | 0.70 | 0.75 |
| K | 0.75 | 0.80 |
| L | 0.80 | 0.85 |
| M | 0.85 | 0.90 |
| N | 0.90 | 0.95 |
| P | 0.95 | 1.00 |
| Q | 1.00 | 1.05 |
| R | 1.05 | 1.10 |

Notes for Table 5:

1. Lumileds maintains a tolerance of $\pm 7.5\%$ on $\mu\text{mol/s}$ measurements.

Color Bin Definitions

Table 6. Color bin definitions for LUXEON SunPlus 2835 Line.

| PRODUCT | COLOR | BIN ⁽¹⁾ |
|--------------------------|---------------------|--------------------|
| LUXEON SunPlus 2835 Line | Purple (2.5% Blue) | DA |
| | Purple (12.5% Blue) | FA |
| | Purple (25% Blue) | HA |
| | Lime | 20 |
| | Horticulture White | GA |

Notes for Table 6:

1. Lumileds maintains a tester tolerance of ± 0.005 on color bin coordinates

Peak Wavelength Bins

Table 7. Peak wavelength bins for LUXEON SunPlus 2835 Line at specified test conditions.

| PRODUCT | COLOR | BIN | PEAK WAVELENGTH ⁽¹⁾ (nm) | |
|--------------------------|------------|-----|-------------------------------------|---------|
| | | | MINIMUM | MAXIMUM |
| LUXEON SunPlus 2835 Line | Far Red | 10 | 720 | 740 |
| | Deep Red | 10 | 650 | 670 |
| | Royal Blue | 30 | 440 | 445 |
| | | 40 | 445 | 450 |
| | | 50 | 450 | 455 |

Notes for Table 7:

1. Lumileds maintains a tolerance of ± 2.0 nm on peak wavelength measurements.

Forward Voltage Bins

Table 8. Forward voltage bin definitions for LUXEON SunPlus 2835 Line at specified test conditions.

| PRODUCT | COLOR | BIN | FORWARD VOLTAGE ⁽¹⁾ (V _f) | |
|--------------------------|--|-----|--|---------|
| | | | MINIMUM | MAXIMUM |
| LUXEON SunPlus 2835 Line | Far Red Deep Red | B | 1.80 | 2.00 |
| | | C | 2.00 | 2.20 |
| | | D | 2.20 | 2.40 |
| | | E | 2.40 | 2.60 |
| | | Z | 2.70 | 2.80 |
| | Royal Blue Purple Lime Horticulture White | A | 2.80 | 2.90 |
| | | B | 2.90 | 3.00 |
| | | C | 3.00 | 3.10 |
| | | D | 3.10 | 3.20 |
| | | E | 3.20 | 3.30 |

Notes for Table 8:

1. Lumileds maintains a tolerance of ± 0.06 V on forward voltage measurements for LUXEON SunPlus 2835 Line.

Mechanical Dimensions

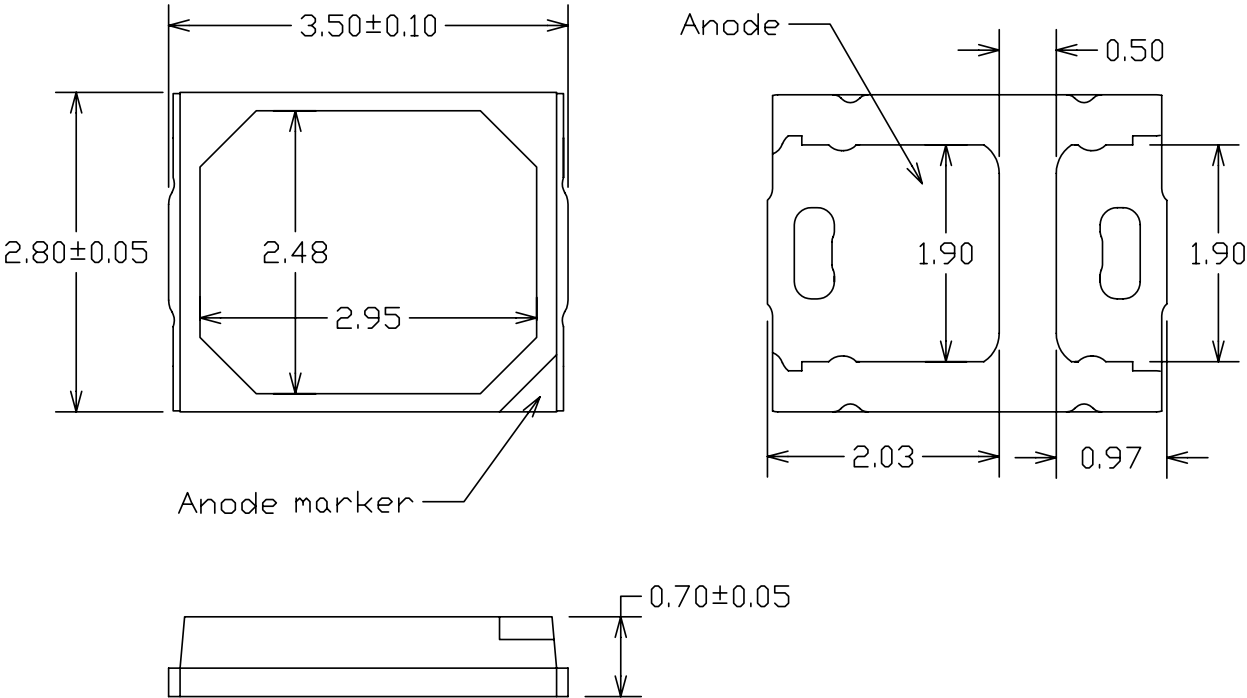


Figure 6. Mechanical dimensions for LUXEON SunPlus 2835 Line.

- Notes for Figure 6:
- 1. Drawings are not to scale.
 - 2. All dimensions are in millimeters.

Reflow Soldering Guidelines

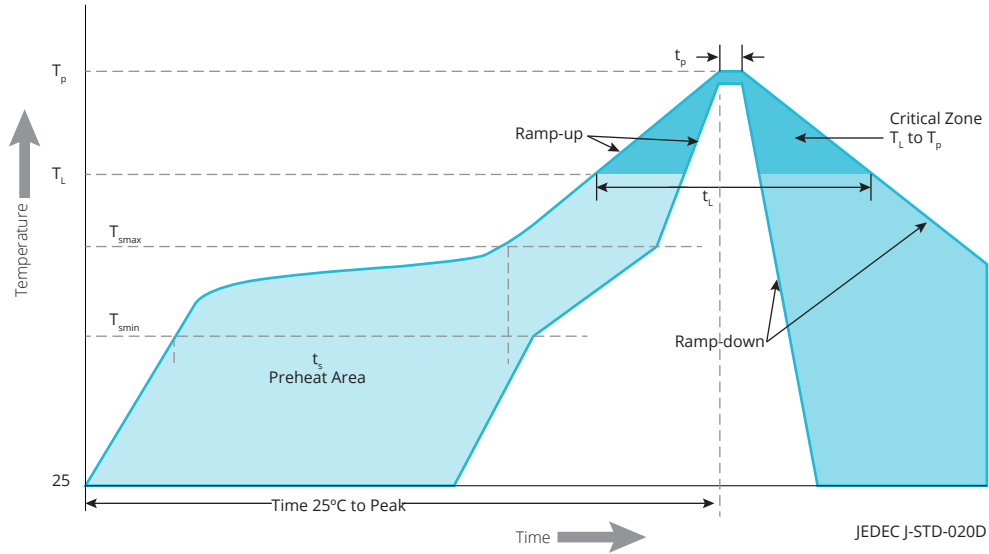


Figure 7. Visualization of the acceptable reflow temperature profile as specified in Table 9.

Table 9. Reflow profile characteristics for LUXEON SunPlus 2835 Line.

| PROFILE FEATURE | LEAD-FREE ASSEMBLY |
|--|----------------------|
| Preheat Minimum Temperature (T_{smin}) | 150°C |
| Preheat Maximum Temperature (T_{smax}) | 200°C |
| Preheat Time (t_{smin} to t_{smax}) | 60 to 120 seconds |
| Ramp-Up Rate (T_L to T_p) | 3°C / second maximum |
| Liquidous Temperature (T_L) | 217°C |
| Time Maintained Above Temperature T_L (t_t) | 60 to 15 seconds |
| Peak / Classification Temperature (T_p) | 260°C |
| Time Within 5°C of Actual Peak Temperature (t_p) | 20 to 40 seconds |
| Ramp-Down Rate (T_p to T_L) | 6°C / second maximum |
| Time 25°C to Peak Temperature | 8 minutes maximum |

JEDEC Moisture Sensitivity

Table 10. Moisture sensitivity levels for LUXEON SunPlus 2835 Line.

| PRODUCT | LEVEL | FLOOR LIFE | | SOAK REQUIREMENTS STANDARD | |
|--------------------------|-------|------------|----------------|----------------------------|---------------|
| | | TIME | CONDITIONS | TIME | CONDITIONS |
| LUXEON SunPlus 2835 Line | 2 | 1 Year | ≤30°C / 60% RH | 168 Hours +5 / -0 | 85°C / 60% RH |

Solder Pad Design

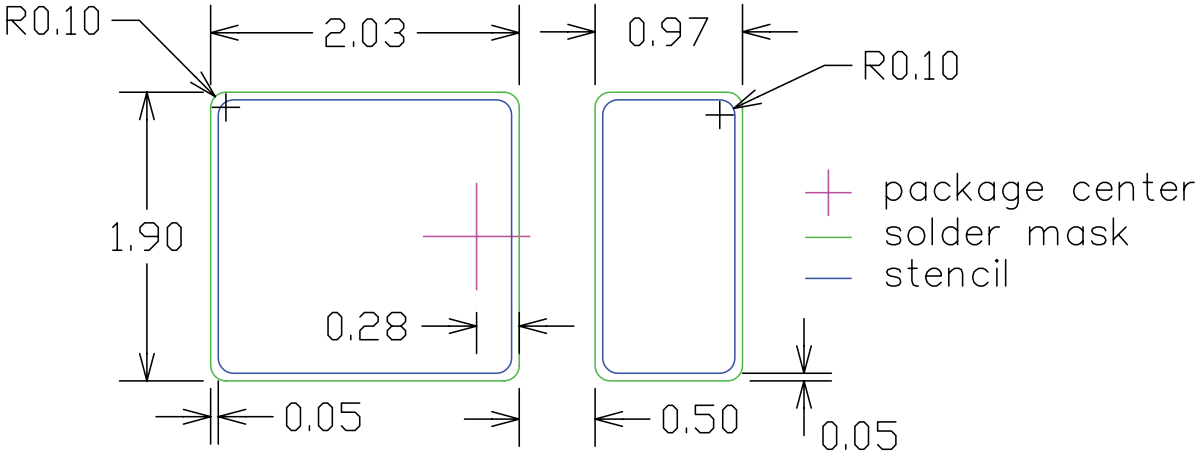


Figure 8. Recommended PCB solder pad layout for LUXEON SunPlus 2835 Line.

- Notes for Figure 8:
1. Drawings are not to scale.
 2. All dimensions are in millimeters.

Packaging Information

Pocket Tape Dimensions

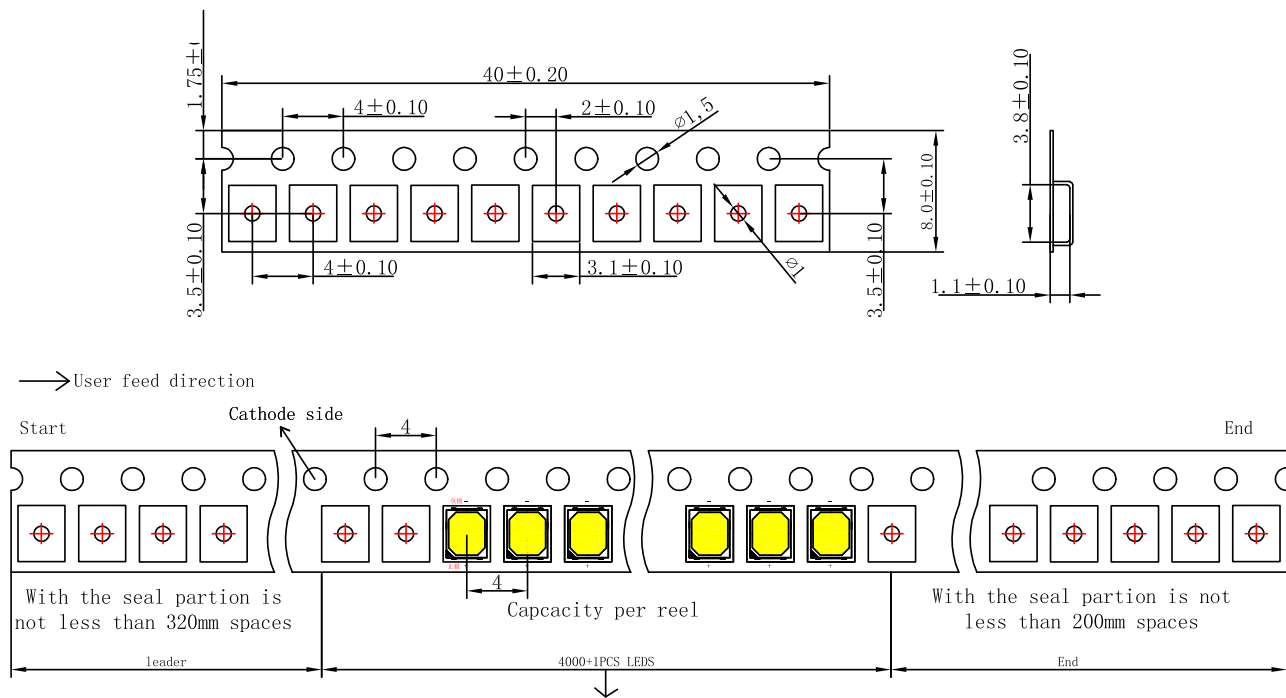


Figure 9. Pocket tape dimensions for LUXEON SunPlus 2835 Line.

Reel Dimensions

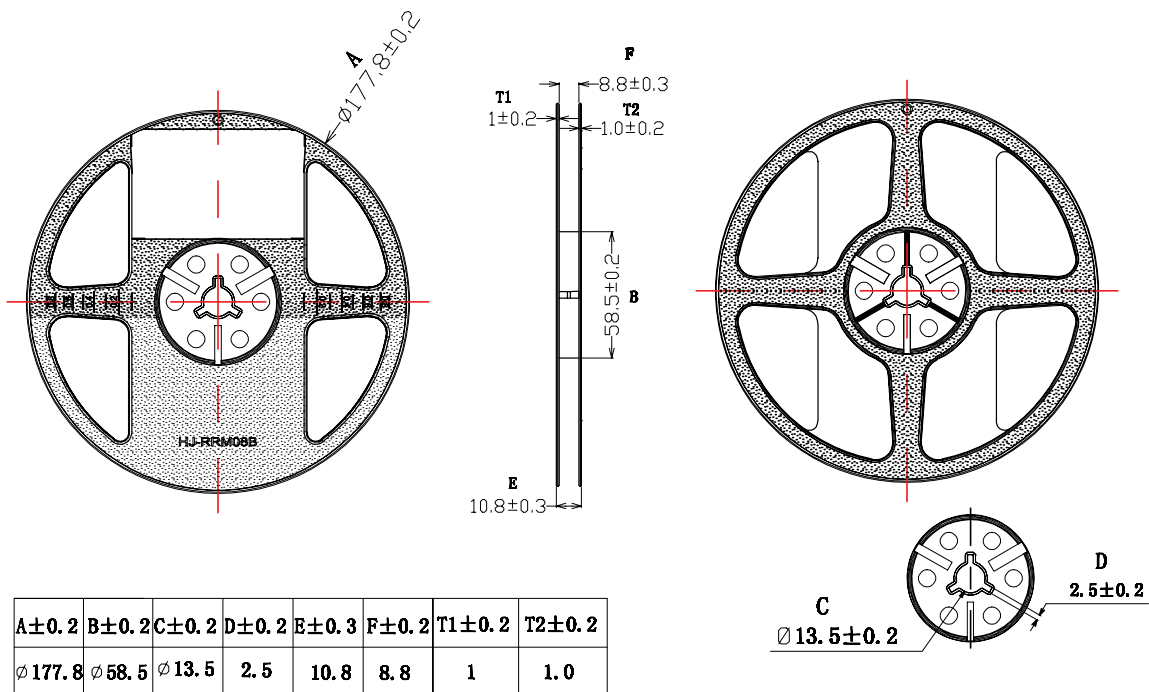


Figure 10. Reel dimensions for LUXEON SunPlus 2835 Line.

Notes for Figures 9 and 10:
 1. Drawings are not to scale.
 2. All dimensions are in millimeters.

About Lumileds

Companies developing automotive, mobile, IoT and illumination lighting applications need a partner who can collaborate with them to push the boundaries of light. With over 100 years of inventions and industry firsts, Lumileds is a global lighting solutions company that helps customers around the world deliver differentiated solutions to gain and maintain a competitive edge. As the inventor of Xenon technology, a pioneer in halogen lighting and the leader in high performance LEDs, Lumileds builds innovation, quality and reliability into its technology, products and every customer engagement. Together with its customers, Lumileds is making the world better, safer, more beautiful—with light.

To learn more about our lighting solutions, visit lumileds.com.